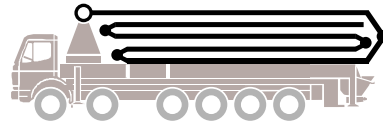


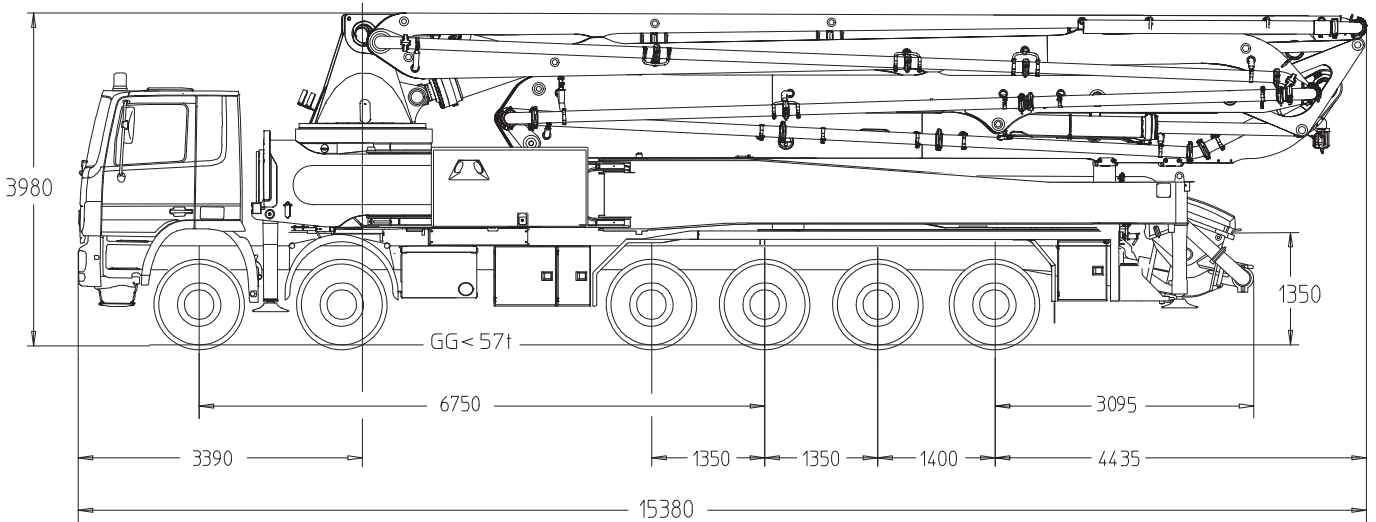
Putzmeister

Truck-mounted concrete pump BSF 58-5.16 H

Output up to 200 m³/h
 Delivery pressure up to 130 bar*



.16 H LS
.20 H



Note: Standard version. Dimensions and weights depend on truck, pump model and equipment.
 Dimensions in mm, MB-Actros 5554 as example.
 Realisation on five axle truck possible.

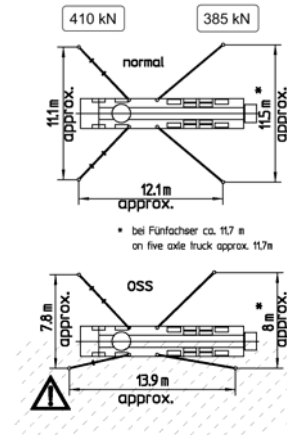
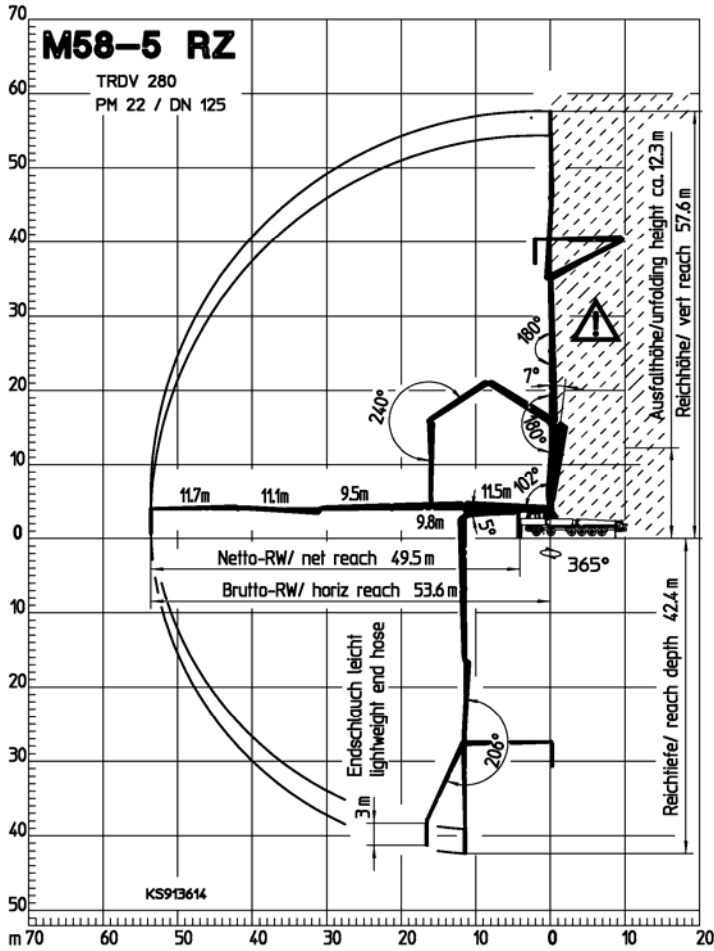
Technical data

Boom M 58-5		
Sections		5
Reach height	m	57.6
Horizontal reach	gross	m 53.6
	net	m 49.5
Reach depth max.	m	42.4
Unfolding height	m	12.3
End hose length	m	3
Folding system		RZ
Delivery line		DN 125

Pump		BSF	.16 H	.16 H LS	.20 H
Rod side	Output	m ³ /h	160	-	-
	Delivery pressure	bar	85	-	-
	Strokes	1/min.	31	-	-
Piston side	Output	m ³ /h	108	160	200
	Delivery pressure	bar	130	85	85
	Strokes	1/min.	21	26	26
	Delivery cylinder	Ø mm	230	250	280
	Stroke	mm	2100	2100	2100

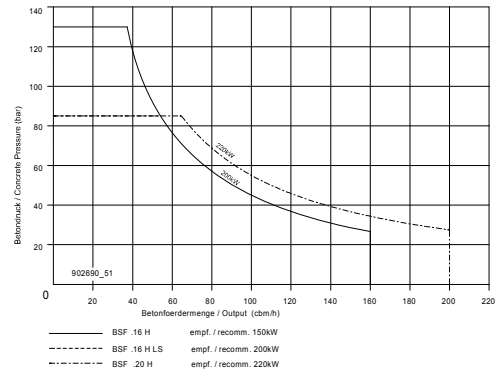
*) Delivery line boom max. 85 bar.
 All data maximum theoretical.

Reach information diagram, Support, Performance diagram



* bei Fünftacher ca. 11.7 m
on five axle truck approx. 11.7m

* bei Fünftacher ca. 8.1 m
on five axle truck approx. 8.1m



All data max. theor.



Range in which you must not work with the end hose.

Serial delivery scope

Agitator and water pump radio remote / on site controlled	Ergonic Pump System (EPS) incl. Ergonic Output Control (EOC)	Rubber collar on hopper
Boom pedestal TRDV	Ergonic Teleservice (ETS) only with EPS, without SIM card	Single piston
Cardan shaft maintenance free	Flushing water pump 160 l/min 25 bar	SSpectacle wear plate DURO 22
Central lubrication strip hopper	Hand working search light for hopper, detachable	Splash guard foldable
Concrete hopper RS 900 with agitator	Hydraulic hose for replacement in hose pack	Spray hose 10 m incl. bracket
Connection Diesel tanks	Lighting modul control box	S-transfer tube switchover fast/slow
Connections for hydraulic emergency supply	Operating manuals 2 x cert. (1 x paper, 1 x CD-ROM) spare part list	Support plates (4 x) in magazine (2 x) open
C pipe connection for filling water tank	OSS one side support (assistance device for one side support)	Swivel support plates
Delivery cylinder chrome plated	Painting: pump MB 1227 chrome yellow	Teleservice (ETS)
Delivery line (2 layer) PM 2020 Proline, arm assembly	Painting: arm assembly RAL 3020 signalred	Tool set incl. standard equipment
Delivery piston "compact" (16 H), „single“ (16 H LS, 20 H)	Platform non-skid	Towing eye
Diagnose interface	Pump on/off dependent on speed	Water supply, hopper (1/2")
End hose 3,0 m DN 125, 5,5"	Radio remote control proportional with display	Water tank 800 l left, diesel tank right side in support legs
Ergonic Graphic Display (EGD) with machine fault management	Remote control with 40 m cable, without display	

See quotation for exact serial delivery scope. Comprehensive range of options available on request.